



Your 2021 Guide to Getting Started with VIPKid




Table of Contents

Part I: Overview: Teach with VIPKid

Part II: Application Requirement and Process


1. [Teacher Requirements](#)
2. [Application Process](#)
3. [Teacher Pay](#)
4. [Teaching Hours](#)
5. [Technical Requirements for Teaching](#)

Part III: Frequently Asked Questions

1. What do you need to get started?
2. What is the application process to teach with VIPKid?
3. How long will it take from sign-up to signing a contract to teach with VIPKid?
4. Do I need a resumé to sign up?
5. How do I check my application status?
6. Can I apply if I don't have a bachelor's degree?
7. How does VIPKid verify the degree?
8. What if I have a degree from outside the United States or Canada?
9. Do I have to pay for the background check?
10. What materials do I need to prepare to sign the contract?
11. Do teachers always teach the same students?
12. Are there resources available for those interested in signing up?
13. How are earnings calculated?
14. When will I receive my pay?
15. What is the length of the contract? Can I take breaks during the contract?
16. How much tax do I have to pay?
17. What kind of commitment is there?
18. Can I take a break or go on vacation?
19. Is there a maximum number of hours a teacher could teach?
20. I am a new teacher, and I have not been booked for a while. Did I set my time availability incorrectly?
21. Do students take classes during holidays?
22. What are the computer requirements to teach with VIPKid?
23. Can I teach with VIPKid on a Chromebook?
24. What are the recommended teaching accessories?
25. What are some essentials for when you're traveling?

Part IV: Appendix

Part I: Overview



Before You Teach with VIPKid

What You Should Know

- » Teach anywhere
- » Flexible hours
- » Lesson plans/curriculums are already prepared
- » No need to speak Chinese!

What We Are Looking For

- » Two years of experience in teaching, tutoring, coaching, or mentoring
- » A four-year degree in any major
- » Work authorization in United States or Canada
- » Reliable technology

Your Pay

- » The base pay rate is \$7–\$9 per class, \$14–\$18 per hour
- » With incentives, a teacher can earn the equivalent of \$15–\$22 per hour with VIPKid
- » Payments are transferred directly to your bank account (or PayPal)

Your Hours

- » Each class is 25 minutes
- » There's no minimum hour commitment
- » The more you teach, the more you earn
- » Set your own schedule in advance

Application Process

Step 1 Create a Teacher Account

- » Sign up for a teacher account
- » Fill in your basic information

Step 2 Record a Demo Video

- » Use provided materials for the preparation
- » Record a demo video on our website or app

Step 3 Become Certified

- » Teach a mock class with a teacher mentor
- » Choose one level of class to teach
- » Get feedback and suggestions
- » Get certified!

Step 4 Sign a Contract with VIPKid

- » Upload the proper document
- » Finish the standard background check
- » Complete additional material
- » Now you're ready to teach!

Interesting Facts

Tech Requirements

- » Desktop, laptop, MacBook, iPad, or Microsoft Surface. Chromebook is not supported
- » Windows 7, 8 or 10; Mac OS 10.X or higher operating system
- » Intel i5 processor or higher
- » 8 GB RAM or higher
- » Fast and stable internet connection
- » VIPKid Teach App

Recommendations for Your Classroom

- » HD webcam
- » Headset with a microphone
- » Background
- » Lighting

Most In-Demand Times


- » The peak times are when teachers get the most bookings! This often happens around 6 p.m.–9 p.m. Beijing time.

Time Zone (Nov-March)	Mon-Fri	Sat/Sun
Hawaii	12 a.m.–3 a.m.	3 p.m.–4 a.m.
Pacific	2 a.m.–5 a.m.	5 p.m.–6 a.m.
Mountain	3 a.m.–6 a.m.	6 p.m.–7 a.m.
Central	4 a.m.–7 a.m.	7 p.m.–8 a.m.
Eastern	5 a.m.–8 a.m.	8 p.m.–9 a.m.
UK	10 a.m.–1 p.m.	1 a.m.–2 p.m.

Time Zone (Mar-Nov)	Mon-Fri	Sat/Sun
Hawaii	1 a.m.–4 a.m.	4 p.m.–5 a.m.
Pacific	3 a.m.–6 a.m.	6 p.m.–6 a.m.
Mountain	4 a.m.–7 a.m.	7 p.m.–8 a.m.
Central	5 a.m.–8 a.m.	8 p.m.–9 a.m.
Eastern	6 a.m.–9 a.m.	9 p.m.–10 a.m.
UK	10 a.m.–1 p.m.	2 a.m.–3 p.m.

Part II:

Application Requirements and Process



Teacher Requirements

What You Should Know



Teach Anywhere

From the comfort of your living room or kitchen, you can teach from almost anywhere in the world as long as you meet our basic requirements. There's no need to hop on that commuter bus since everything is online.



Flexible Hours

You set your own schedule. You can teach as many hours as you like. There's no minimum hour commitment. See more information under Teaching Hours.



Lesson Plans, Check

Our curriculum team has already prepared materials for every class to serve as a reference, so you will always feel supported and have resources available to you.



Don't Speak Chinese? Not a Problem

We offer full English immersion for our students, so there's no need to know any Chinese. That said, your students might teach you a word or two.

What We Look For



Teaching Experience

We recommend that you have at least two years of experience in teaching, tutoring, coaching, or mentoring.



Bachelor's Degree

You must have obtained a four-year degree from a university. The great news is that this can be in any field or major.



Work Authorization in United States or Canada

Legally eligible to work in the United States or Canada.



Reliable Technology

This shouldn't be a shocker, but a virtual class requires a few technical things to make it happen. Learn more about [Technical Requirements](#).

Application Process

<https://www.vipkid.com/teach/application-process>

The length of time the application process takes varies depending on your schedule and the preparation time you need. Most applicants take two to three weeks from sign-up to become a teacher with VIPKid.



1. Create a Teacher Account (5 min)

[Sign up](#) for a teacher account and provide some basic information about yourself. Before doing that, you might want to check [Teacher Requirements](#) for eligibility.



2. Record a Demo Video (30 min)

Get a taste of what it's like teaching English online and record a short demo lesson. We'll tell you exactly what to expect and how to prepare, so don't worry. In fact, we've made it so simple you can record it directly on our website or the app.



3. Become Certified (2-3 hours)

Meet one-to-one with another teacher to teach a mock class. Take recommendations from feedback and guidance from a teacher already teaching on the platform, and you'll be on your way to teaching English online like a pro.






4. Sign a Contract with VIPKid (30 min)

Upload the proper documents to finish the standard background check. You may also be asked to complete some additional materials to make sure you're ready to teach. Next thing you know, you'll be teaching new students across the world!





Teacher Pay

The Teacher's Guide to Payment
<https://www.vipkid.com/teach/teacher-pay>

Payment Fundamentals

-  **Get Paid per Class**
Your earnings are based on the number of classes you teach. The more classes you teach, the more you can earn. There is no limit. Learn more about [Teaching Hours](#).
-  **Base Pay**
The base pay rate is between \$7–\$9 per class. Since classes are 25 minutes each, you can earn the equivalent of \$14–\$18 per hour plus incentives (see next).
-  **Incentives**
From teaching more classes to referrals, there are lots of opportunities to earn extra money. In general, with incentives, a teacher can earn the equivalent of \$15–\$22 per hour with VIPKid.




Earn on Your Own Terms

-  **Deposit Directly to Your Wallet**
Payments are transferred directly to your bank account. You can also set up to be paid through PayPal. For teachers in North America, we have other payment options such as VIPKid Prepaid Mastercard, ACH, and Non-ACH. You choose how you get paid.
-  **Customize Your Pay Schedule**
We offer different payment options. You may choose to be paid weekly, biweekly, or monthly. After classes have been taught, payments will be sent out in your next pay period.
-  **Your Earnings, All in One Place**
Everything is tracked when you're done with each class. Simply view all your earnings in the VIPKid Teach App.
-  **Perks Like Nowhere Else**
Once you become a teacher, you also get to enjoy community perks from partners like Amazon, TurboTax, ClassPass, and more. That's just another reason to teach with VIPKid.

Teaching Hours

When we say flexible, we mean it.
<https://www.vipkid.com/teach/teaching-hours>

Work to Meet Your Schedule

-  **25-Minute Classes**
You teach 25 minutes per class. Each major class is 25 minutes of active teaching time.
-  **Flexible Hours**
There's no minimum hour commitment. You can teach as many hours as you'd like. Remember, you're in the driver's seat. Learn more about [Teacher Pay](#).
-  **Your Own Schedule**
Set your teaching availability in advance in the VIPKid Teach App. If you change your mind about your schedule, don't worry, just give us a heads-up.

Most In-Demand Times

Peak Peak Time (PPT)
It's so popular, we had to say peak twice, but you should probably have this on your radar. The peak times are when teachers get the most bookings! This often happens around 6 p.m.–9 p.m. Beijing time.

Time Zone Table of Peak Peak Time

	Time Zone (Nov–March)		Daylight Saving (Mar–Nov)	
	Mon–Fri	Sat/Sun	Mon–Fri	Sat/Sun
Hawaii	12 a.m.–3 a.m.	3 p.m.–4 a.m.	1 a.m.–4 a.m.	4 p.m.–5 a.m.
Pacific	2 a.m.–5 a.m.	5 p.m.–6 a.m.	3 a.m.–6 a.m.	6 p.m.–6 a.m.
Mountain	3 a.m.–6 a.m.	6 p.m.–7 a.m.	4 a.m.–7 a.m.	7 p.m.–8 a.m.
Central	4 a.m.–7 a.m.	7 p.m.–8 a.m.	5 a.m.–8 a.m.	8 p.m.–9 a.m.
Eastern	5 a.m.–8 a.m.	8 p.m.–9 a.m.	6 a.m.–9 a.m.	9 p.m.–10 a.m.
UK	10 a.m.–1 p.m.	1 a.m.–2 p.m.	10 a.m.–1 p.m.	2 a.m.–3 p.m.

Technical Requirements

<https://www.vipkid.com/teach/technical-requirements>



Device

Desktop, laptop, MacBook, iPad, or Microsoft Surface. We currently do not support Chromebook.



System Requirements

Windows 7, 8 or 10; Mac OS 10.X or higher operating system (Linux and Chrome OS are NOT supported by VIPKid). Intel i5 processor or higher. 8 GB RAM or higher.



Network

A Fast and stable internet connection will make for a smooth teaching and learning experience. We recommend a wired high-speed internet connection of ≥ 25 Mb/s.



VIPKid Teach App

The VIPKid Teach App includes stickers, animations, sound effects—anything you need to make the world a fun place from your fingertips.

Recommendations for Your Classroom



HD Webcam

A camera with a resolution of at least 2 megapixels is considered high quality and well functioning. Simply put, the better the camera, the more clearly students can see you.



Headset, with a Microphone

A comfortable noise-cancelling headset will make your teaching more enjoyable. A nice crisp sound will help students hear you better as well. Remember, for the most part, they try to repeat after you.



Background

Parents and students love seeing a professional and educational background. Having a bright and fun backdrop can help attract and engage young students. We love vibrant colors, especially our orange, Teacher Tangerine.



Lighting

Get that spotlight ready! Bright, happy spaces lead to bright, happy learners. We recommend a full-size selfie ring or clip-on selfie rings to eliminate shadows on your face.

Part III:

Frequently Asked Questions



I Requirements & Applications

1. What do you need to get started?

- To teach on the VIPKid platform, you must have:
 - i. At least two years of teaching experience
 - ii. Obtained a four-year degree from a university in any major
 - iii. Legal eligibility to work in the United States or Canada
 - iv. Reliable tech equipment. Learn more about [Technical Requirements](#).
- Learn more about [Teacher Requirements](#).

2. What is the application process to teach with VIPKid?

- Sign up to create an account and complete a simple form.
- Review some materials and do a short demo lesson so we can get a glimpse of how awesome you are.
- We provide a bigger welcome to the world of online teaching. You'll get access to additional information and support.
- Do a mock class with a current teacher (they'll help prep you for the real thing).
- Submit the documents, sign your contract, and get started teaching! (Documents are reviewed by in-house staff.)

3. How long will it take from signup to signing a contract to teach with VIPKid?

- The length of time varies depending on your schedule and the preparation time you need. Most applicants take two to three weeks from sign-up to become a teacher with VIPKid.

4. Do I need a resumé to sign-up?

- No, you don't need a resumé. If you are eligible to teach, just sign up and start from there.

5. How do I check my application status?

- Once you start the sign-up process, you can always log back in to your account and check your status. We also send you emails at each stage, reminding you what to do for the next step, so keep an eye on your inbox.

6. Can I apply if I don't have a bachelor's degree?

- We require you to have at least a bachelor's degree to be eligible to teach.

7. How does VIPKid verify the degree?

- You must submit proof of the degree with one of the following:
 - i. A photo of your physical bachelor's degree certificate
 - ii. A copy of your official transcript from your institution (a signed and sealed or watermarked version of the transcript)

- iii. Degree verification from National Student Clearinghouse
- iv. A verification letter from your institution's registrar office (signed and sealed or watermarked)

8. What if I have a degree from outside the United States or Canada?

- This would be valid. You just need to provide an official translation with the original copy.

9. Do I have to pay for the background check?

- No, you don't have to pay. You only need to authorize VIPKid to perform a background check. Due to different state laws, instead of signing it online, you may need to print the authorization form and sign it.

10. What materials do I need to prepare to sign the contract?

- A copy of your bachelor's Degree
- Document/proof of work authorization in the United States or Canada (valid driver's license or passport)
- A copy of your K-12 teaching credential or ESL certificate (if you don't have these certificates, no worries, you can get certified with us!)
- Profile materials: This is to introduce yourself to students, which helps your bookings once you start teaching
 - i. Three photos
 - ii. A self-introduction paragraph
 - iii. A self-introduction video (15 seconds)

11. Do teachers always teach the same students?

- No. Teachers can teach any students who book their class.

12. Are there resources available for those interested in signing up?

- Once you begin the sign-up process, you will have access to optional tutorials, webinars, and even free online coaching.

| Teacher Pay

13. How are earnings calculated?

- Earnings are calculated based on the number of classes you've taught and your base pay rate per class, which is \$7–\$9 per class. Since classes are 25 minutes each, you can earn the equivalent of \$14–\$18 per hour.

14. When will I receive my pay?

- Teachers may choose to be paid weekly, biweekly, or monthly. Your payment date is based on your preference.

15. What is the length of the contract term? Can I take breaks during the contract?

- VIPKid signs six-month contracts with teachers, and you can work as much or as little as you'd like.

16. How much tax do I have to pay?

- We do not withhold taxes from independent contractors. A completed W-9 form is required prior to signing your contract. As an independent contractor, you are responsible for your own taxes in accordance with individual tax jurisdictions or state laws.

| Teacher Hours

17. What kind of commitment is there?

- There is no commitment—you can work as much or as little as you'd like.

18. Can I take a break or go on vacation?

- Yes, you can! The world is your oyster and flexibility is one of the best perks when teaching with VIPKid. Just make sure to change your slot availability beforehand.

19. Is there a maximum number of hours a teacher could teach?

- VIPKid sets no limit on how much a teacher can teach—you have 100% control over your schedule. However, non-peak times may not be as popular among our students, as they are not available for classes (they are likely in school or asleep). Please also be advised that the amount of time it can take to get a relatively steady stream of classes can vary as students and parents get to know and try out new teachers.

20. I am a new teacher, and I have not been booked for a while. Did I set my slot availability wrong?

- The best chance to get booked is during peak peak time (PPT), which is 6:00 a.m.–9:00 a.m. (EDT). More details can be found on the time zone comparison chart above.
- If you open your time slot and set everything correctly, please just be a little patient. A great profile picture and a detailed description may help as well.

21. Do students take classes during holidays?

- Chinese holidays are slightly different from U.S. holidays. Students are less likely to take classes during Chinese holidays, such as Lunar New Year. During U.S. holidays, though, students are taking classes just as they do during normal school time. If you are unavailable to teach or want to take some time off, simply turn off your schedule during the holidays. Remember, you set your own schedule.

| Technical Requirements

22. What are the computer requirements to teach with VIPKid?

- Desktop, laptop, MacBook, iPad, or Microsoft Surface
- Windows 7, 8, or 10; Mac OS 10.X or higher operating system (Linux and Chrome OS are NOT supported by VIPKid)
- ≥ Intel i5 processor
- ≥ 8 GB RAM
- High-speed internet connection of ≥ 25 Mb/s

23. Can I teach with VIPKid on a Chromebook?

- After you become a teacher with VIPKid, you will not be able to teach classes on a Chromebook. You can teach on a desktop, laptop, MacBook, iPad, or Microsoft Surface.

24. What are the recommended teaching accessories?

- A headset (such as Logitech H151 or H150)
- A webcam (such as Logitech C270 or Logitech C310) or a high-quality built-in camera
- A backup power supply and mobile hotspot in case you experience power outages or blackouts in your area
- A backup device such as an iPad
- A camera with a resolution of at least 2 megapixels is considered high quality and well functioning
- A blue or clear white-based light or lightbulb that is positioned to shine a light on your face

25. What are some essentials for when you're traveling?

- Teaching while traveling can be done with grace. Once stationary, we recommend you set up for your lesson with an educational tapestry, computer device/tablet, portable clip-on selfie light, and basic props. Most importantly, if you don't have WI-FI access, make sure you have a

Part IV: Appendix

<https://www.vipkid.com/teach/teacher-requirements>

<https://www.vipkid.com/teach/application-process>

<https://www.vipkid.com/teach/teacher-pay>

<https://www.vipkid.com/teach/teaching-hours>

<https://www.vipkid.com/teach/technical-requirements>





Let's Chat

Still have some questions for us? Well, we have answers.

[CONTACT US](#)



Media Inquiries

Here's how you can get in touch with us about press inquiries.

[EMAIL US](#)

